

# light duty cable trays

Width	Height
50mm	12mm
76mm	12mm
101mm	19mm
152mm	19mm
203mm	19mm
228mm	19mm
304mm	19mm
457mm	19mm
609mm	19mm


**Standard Length: 3m**

**Slot Size: 25 X 6.5mm**

Finish: Pre-Galvanised



**Straight Length**



**External Bend**

**Internal Bend**



**4-Way**



**Tee**



**Horizontal Bend**

Tray spliced by overlapping ends, fixed with gutter bolts and nuts

# medium duty cable trays

Width	Height
76mm	38mm
114mm	38mm
152mm	38mm
228mm	38mm
304mm	38mm
457mm	38mm
609mm	38mm

Standard Length: 3m

Slot Size: 25 X 11mm


Finish: Hot Dip Galvanised



4-Way



Horizontal Bend



Straight Length



Tee

## splice sets

Applicable to Medium and Heavy Duty Cable Trays

2 x Angle Splices - 8 x M10 x 20mm Mushroom head screws and nuts

1 x Centre Splice - 4 x M10 x 20mm Mushroom head screws and nuts

Centre Splice is supplied for trays 457mm and wider

The width of Medium & Heavy Duty Cable Tray is reduced by means of Reduction Splices

**Trays & Accessories require the following splice sets:**

Straight, Horizontal Bend, Internal Bend, External Bend & Reducers: 1 x Angle Splice + 1 x Centre Splice

Tee: 2 x Angle Splice + 2 Centre Splice

4-Way: 3 x Angle Splice + 3 x Centre Splice



Medium Duty Angle Splice



Centre Splice - Medium & Heavy Duty

# heavy duty cable trays

Width	Height
76mm	76mm
114mm	76mm
152mm	76mm
228mm	76mm
304mm	76mm
457mm	76mm
609mm	76mm

Standard Length: 3m

Slot Size: 25 X 6.5mm




Tee



Internal Bend



External Bend



Straight Length

splice sets continued

Heavy Duty Reduction Splice

Heavy Duty Angle Splice